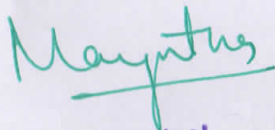


4.1.4 Average percentage of expenditure for infrastructure augmentation excluding salary during the last five years (INR in Lakhs) (10)

4.4.1 Average percentage expenditure incurred on maintenance of physical facilities and academic support facilities excluding salary component during the last five years (INR in lakh:

Year	Budget allocated for infrastructure augmentation	Expenditure for infrastructure augmentation	Total expenditure excluding Salary	Expenditure on maintenance of academic facilities (excluding salary for human resources)	Expenditure on maintenance of physical facilities (excluding salary for human resources)
2019-2020	20000000	19739842	209430950	81667042	108024066
2018-2019	30000000	27466183	223259487	96507877	99285427
2017-2018	40000000	35315654	254353720	92685130	126352936
2016-2017	15000000	13404430	222172627	83157816	125610381
2015-2016	18000000	15013105	288033123	86601576	186418442



Principal
New Horizon College of Engineering
Outer Ring Road, Bellandur Post,
Bangalore- 560 103.

NEW HORIZON EDUCATIONAL INSTITUTIONS



SR. EXECUTIVE DIRECTOR
ACCOUNTS & FINANCE

4.1.4

1) Kindly Provide the consolidated fund allocation towards infrastructure augmentation facilities duly certified by the Finance Officer and Chartered Accountant in case of Private University / Deemed to be University year-wise during last five years (INR in lakhs)

NEW HORIZON COLLEGE OF ENGINEERING
BUDGET FOR 2015-16

INCOME	AMOUNT (Rs.)	EXPENDITURE	AMOUNT (Rs.)
Fees	680000000	Advertisement & Promotion	10000000
		Admission Expenses	100000
		Autonomous Exam Remuneration	1000000
		Autonomous Status Certification Expense	650000
		NAAC Accrediation	2000000
		Audit Expenses	100000
		Diesel & Petrol	3500000
		Charitiy Expenes	1500000
		Electricity Charges	8500000
		Examination Fees paid to University/KMA	11500000
		Festivals and Celebrations	7500000
		University Fees - Regn/Renewal/Etc.,	5000000
		Membership & Subscription	1000000
		E - Journal Subscription	2500000
		Merit Prizes & Momentos	1650000
		Legal & Professional Charges	1000000
		Printing & Stationery	4500000
		Repairs & Maintenance	30000000
		Salary & Other Allowances	250000000
		Sports Expenses	500000
		Management Scholarship to Meritorious	8500000
		Global & Professional Students Training	13500000
		Students Training & Placement Expenses	7500000
		Telephone charges	85000
		Travelling (Admission & Others), conveya	1900000
		Water Charges	4000000
		Other Expenses	15000000
		CAPITAL EXPENDITURE	
		Building - Constructions	1500000
		Computers	2500000
		Lcd	300000
		Electrical Equipments	1000000
		Furniture & Fixture	2000000
		Lab Equipments	2500000
		Library Books & Subscriptions	600000
		Office Equipment	2000000
		Software	1500000
		Vehicle	1500000
		Miscellaneous Assets	1500000
		Sports Equipment	1200000
		Fund Transferred to Trust Books	268915000
TOTAL	680000000	TOTAL	680000000

NEW HORIZON EDUCATIONAL INSTITUTIONS

SR. EXECUTIVE DIRECTOR
ACCOUNTS & FINANCE

Mayank

Principal
New Horizon College of Engineering
Outer Ring Road, Bellandur Post,
Bangalore 560 103.

**NEW HORIZON COLLEGE OF ENGINEERING
BUDGET FOR THE YEAR 2016-17**

INCOME	AMOUNT (Rs.)	EXPENDITURE	AMOUNT (Rs.)
Fees	740000000	Salary & Other Allowances	270000000
		Advertisement	2500000
		Admission Expenses	10000000
		Autonomous Exam Expenses	3000000
		Audit Fees	250000
		Diesel & Petrol	4500000
		Charitiy Expenes	500000
		Examination Fees paid to University/K	7500000
		Festivals and Celebrations	12500000
		University Fees - Regn/Renewal/Etc.,	5000000
		Membership & Subscription	800000
		E - Journal Subscription	2000000
		Merit Prizes & Momentos	1500000
		Printing & Stationery	3500000
		Repairs & Maintenance	50000000
		Property Tax	2000000
		Building Insurance	200000
		Sports Expenses	800000
		Management Scholarship to Meritoriou	5000000
		Global & Professional Students Trainin	20000000
		Students PDP & Placement Training	8000000
		Travelling & conveyance	500000
		Workshop & Conference	1500000
		Other Expenses	5000000
		CAPITAL EXPENDITURE	
		Building - Constructions	1500000
		Computers	2500000
		Lcd	200000
		Electrical Equipments	1000000
		Furniture & Fixture	2000000
		Lab Equipments	1000000
		Library Books & Subscriptions	600000
		Office Equipment	500000
		Software	1500000
		Vehicle	1500000
		Miscellaneous Assets	1500000
		Sports Equipment	1200000
		Fund Transferred to Trust Books	308450000
TOTAL	740000000	TOTAL	740000000

NEW HORIZON COLLEGE OF ENGINEERING INSTITUTIONS

Principal
New Horizon College of Engineering
Outer Ring Road, Bellandur Post,
Bangalore - 560 103.

Principal

New Horizon College of Engineering
Outer Ring Road, Bellandur Post,
Bangalore - 560 103.

NEW HORIZON COLLEGE OF ENGINEERING
BUDGET FOR THE YEAR 2017-18

INCOME	AMOUNT (Rs.)	EXPENDITURE	AMOUNT (Rs.)
Fees	800000000	Salary & Other Allowances	324000000
		Advertisement	2750000
		Admission Expenses	11000000
		Autonomous Exam Expenses	3300000
		Audit Fees	275000
		Diesel & Petrol	4950000
		Charity Expenses	550000
		Examination Fees paid to University/KMAT/AIMA	8250000
		Festivals and Celebrations	13750000
		University Fees - Regn/Renewal/Etc.,	5500000
		Membership & Subscription	880000
		E - Journal Subscription	2200000
		Merit Prizes & Momentos	1650000
		Printing & Stationery	3850000
		Repairs & Maintenance	5500000
		Property Tax	2200000
		Building Insurance	220000
		Sports Expenses	880000
		Management Scholarship to Meritorious students	5500000
		Global & Professional Students Training	2200000
		Students PDP & Placement Training	8800000
		Travelling & conveyance	550000
		Workshop & Conference	1650000
		Other Expenses	5500000
		CAPITAL EXPENDITURE	
		Building - Constructions	8250000
		Computers	5000000
		Lcd	2200000
		Electrical Equipments	3300000
		Furniture & Fixture	7500000
		Lab Equipments	2750000
		Library Books & Subscriptions	600000
		Office Equipment	1650000
		Software	1200000
		Vehicle	5000000
		Miscellaneous Assets	2000000
		Sports Equipment	550000
		Fund Transferred to Trust Books	274795000
TOTAL	800000000	TOTAL	800000000

NEW HORIZON EDUCATIONAL INSTITUTIONS

SR. EXECUTIVE DIRECTOR
ACCOUNTS & FINANCE

Mayur

Principal
New Horizon College of Engineering
Outer Ring Road, Bellandur Post,
Bangalore - 560 103.

NEW HORIZON COLLEGE OF ENGINEERING

BUDGET FOR THE YEAR 2018-19

INCOME	AMOUNT	EXPENDITURE	AMOUNT
	(Rs.)		(Rs.)
Fees	850000000	Salary & Other Allowances	372600000
		Advertisement	1500000
		Admission Expenses	12000000
		Autonomous Exam Expenses	12500000
		Audit Fees	1000000
		Diesel & Petrol	5500000
		Charity Expenses	600000
		Examination Fees paid to University/KMAT/AIMA	7500000
		Festivals and Celebrations	12500000
		University Fees - Regn/Renewal/Etc.,	12000000
		Membership & Subscription	965000
		E - Journal Subscription	2000000
		Merit Prizes & Momentos	1815000
		Printing & Stationery	3500000
		Repairs & Maintenance	52500000
		Property Tax	4500000
		Building Insurance	225000
		Sports Expenses	500000
		Management Scholarship to Meritorious students	9000000
		Global & Professional Students Training	15000000
		Students PDP & Placement Training	7500000
		Travelling & conveyance	1000000
		Workshop & Conference	2500000
		Other Expenses	8000000
		CAPITAL EXPENDITURE	
		Building - Constructions	5000000
		Computers	2500000
		Lcd	1500000
		Electrical Equipments	3500000
		Furniture & Fixture	3500000
		Lab Equipments	3000000
		Library Books & Subscriptions	850000
		Office Equipment	2500000
		Software	2500000
		Vehicle	3500000
		Miscellaneous Assets	1000000
		Sports Equipment	650000
		Fund Transferred to Trust Books	273295000
TOTAL	850000000	TOTAL	850000000

NEW HORIZON EDUCATIONAL INSTITUTIONS

SR. EXECUTIVE DIRECTOR
ACCOUNTS & FINANCE

Mayur
Principal
New Horizon College of Engineering
Outer Ring Road, Bellandur Post,
Bangalore 560 103.

NEW HORIZON COLLEGE OF ENGINEERING
BUDGET FOR THE YEAR 2019-20

INCOME	AMOUNT	EXPENDITURE	AMOUNT
	(Rs.)		(Rs.)
Fees	900000000	Salary & Other Allowances	409860000
		Advertisement	1575000
		Admission Expenses	12600000
		Autonomous Exam Expenses	13125000
		Audit Fees	1050000
		Diesel & Petrol	5775000
		Charitiy Expenes	630000
		Examination Fees paid to University/KMAT/AIMA	7875000
		Festivals and Celebrations	13125000
		University Fees - Regn/Renewal/Etc.,	12600000
		Membership & Subscription	1015000
		E - Journal Subscription	2100000
		Merit Prizes & Momentos	1900000
		Printing & Stationery	3675000
		Repairs & Maintenance	55125000
		Property Tax	4725000
		Building Insurance	237000
		Sports Expenses	525000
		Management Scholarship to Meritorious students	9450000
		Global & Professional Students Training	15750000
		Students PDP & Placement Training	7875000
		Travelling & conveyance	1050000
		Workshop & Conference	2625000
		Other Expenses	8400000
		CAPITAL EXPENDITURE	
		Building - Constructions	5250000
		Computers	2625000
		Lcd	1575000
		Electrical Equipments	3675000
		Furniture & Fixture	3675000
		Lab Equipments	3150000
		Library Books & Subscriptions	892500
		Office Equipment	2625000
		Software	2625000
		Vehicle	3675000
		Miscellaneous Assets	1050000
		Sports Equipment	682500
		Fund Transferred to Trust Books	275833000
TOTAL	900000000	TOTAL	900000000

Mayur
Principal

New Horizon College of Engineering
Outer Ring Road, Bellandur Post,
Bangalore 560 103.

NEW HORIZON EDUCATIONAL INSTITUTIONS

SR. EXECUTIVE DIRECTOR
ACCOUNTS & FINANCE


4.1.4

2) Highlight the relevant items in the audited Income and Expenditure Statement in the audited income and expenditure statement.

NEW HORIZON COLLEGE OF ENGINEERING
OUTER RING ROAD MARATHAHALLI, BANGALORE.
BALANCE SHEET AS AT 31ST MARCH 2020

FUNDS & LIABILITIES	Amount (Rs.)	ASSETS & PROPERTIES	Amount (Rs.)
SURPLUS	381659338	FIXED ASSETS	617289450
SECURED LOANS	3117441	DEPOSITS	4396485
CURRENT LIABILITIES	74168444	ADVANCES	44271223
N H E C T - TRUST	215038356	CURRENT ASSETS	8026422
TOTAL	673983580	TOTAL	673983580

NEW HORIZON EDUCATIONAL
& CULTURAL TRUST



RENUKA MANGHNANI
TRUSTEE

NEW HORIZON EDUCATIONAL
& CULTURAL TRUST



DR. MOHAN. S. MANGHNANI
MANAGING TRUSTEE



NEW HORIZON COLLEGE OF ENGINEERING
SCHEDULE OF FIXED ASSETS & DEPRECIATION
FOR THE YEAR ENDED 31.03.2020

Schedule # 8

SL NO	PARTICULARS	OPENING	ADDITIONS		Deletions	Gross	Rate	Depm	Closing
		Balance on 01.04.2019	Before Sept	After Sept		Block		for the year	Balance on 31.03.20
1	Land (Free Hold)	100174778				100174778	0	0	100174778
2	WIP - BUILDING	0	0	4177391		4177391	0	0	4177391
3	BUILDING	59814288				59814288	10%	5981429	53832859
4	BLDG - ADOBE LAB								
	BLDG - ADOBE - BLDG - LABOUR	98411				98411	10%	9841	88570
	BLDG - ADOBE - BLDG - MATERIAL	179779				179779	10%	17978	161801
	BLDG - ADOBE - COMPUTER	125524				125524	40%	50210	75314
	BLDG - ADOBE - ELECTRICAL EQUIP	341488				341488	15%	51223	290265
	BLDG - ADOBE - FURNITURE & FIXTURE	502961				502961	10%	50296	452665
	BLDG - ADOBE LAB - SOFTWARE	26462				26462	40%	10585	15877
5	BLDG - CISCO LAB								
	CISCO - ELECTRICAL EQUIPMENTS	696388				696388	15%	104458	591930
	CISCO FURNITURE	383364				383364	10%	38336	345028
	CISCO LAB BLDG - LABOUR	233407				233407	10%	23341	210066
	CISCO LAB - BLDG - MATERIAL	37788				37788	10%	3779	34009
	CISCO LAB - COMPUTER	591576				591576	40%	236631	354946
	CISCO LAB - PROJECTOR	69190				69190	15%	10379	58812
6	CAP GEMINI LAB EQUIPMENT	0	308556		0	308556	40%	123422	185134

NEW HORIZON EDUCATIONAL INSTITUTIONS

SR. EXECUTIVE DIRECTOR
ACCOUNTS & FINANCE

7	BLDG - H P LAB							
	BLDG - H P LAB - COMPUTERS	1144337			1144337	40%	457735	686602
	BLDG - H P LAB - ELECTRICAL EQUIPMENTS	734725			734725	15%	110209	624517
	BLDG - H P LAB - FURNITURE & FIXTURE	296971			296971	10%	29697	267274
	BLDG - H P LAB - LABOUR	53491			53491	10%	5349	48142
	BLDG - H P LAB - MATERIAL	340872			340872	10%	34087	306785
8	BLDG - QUEST LAB							
	QUEST - ELECTRICAL EQUIPMENT/ FITTINGS	1137505			1137505	15%	170626	966879
	QUEST - FURNITURE & FIXTURE	504119			504119	10%	50412	453707
	QUEST LAB - COMPUTER	902983			902983	40%	361193	541790
	QUEST - LAB EQUIPMENT	93347			93347	15%	14002	79345
	QUEST - BLDG - LABOUR	102579			102579	10%	10258	92321
	QUEST - BLDG - MATERIAL	28217			28217	10%	2822	25395
9	BLDG - SAP LAB - 1							
	BLDG - SAP LAB 1 - BLDG - LABOUR	157660			157660	10%	15766	141894
	BLDG - SAP LAB 1 - BLDG - MATL	201253			201253	10%	20125	181128
	BLDG - SAP LAB 1 - ELECTRICAL EQUIPMENT	329521			329521	15%	49428	280093
	BLDG - SAP LAB 1 - FURNITURE	246124			246124	10%	24612	221512
10	BLDG - SAP LAB 2							
	BLDG- SAP LAB 2 - COMPUTERES	544897			544897	40%	217959	326938
	BLDG- SAP LAB 2 - EQUIPMENTS	192358			192358	15%	28854	163505
	BLDG - SAP LAB 2 - FURNITURE	372889			372889	10%	37289	335600
	BLDG-SAP LAB 2 - LABOUR	103772			103772	10%	10377	93395
	BLDG-SAP LAB 2 - Material	177289			177289	10%	17729	159560
11	BLDG- SCHNEIDER LAB							
	SCHNEIDER BUILDING	1759493			1759493	10%	175949	1583543
	SCHNEIDER COMPUTERS A/C	842445			842445	40%	336978	505467
	SCHNEIDER ELECTRICAL EQUIPMENT	622188			622188	15%	93328	528860
	SCHNEIDER FURNITURE & FIXTURES A/C	1136144			1136144	10%	113614	1022529
	SCHNEIDER LAB EQUIPMENTS	935187			935187	15%	140278	794909
	SCHNEIDER PROJECTOR A/C	69190			69190	15%	10379	58812
	SCHNEIDER - SOFTWARE KIT A/C	4041400			4041400	40%	1616560	2424840

NEW HORIZON EDUCATIONAL INSTITUTIONS

SR. EXECUTIVE DIRECTOR
ACCOUNTS & FINANCE

12	BLDG - V M WARE LAB							
	BLDG - V M WARE - BLDG - LABOUR	77324			77324	10%	7732	69592
	BLDG - V M WARE - BLDG - MATERIAL	350265			350265	10%	35027	315239
	BLDG - VM WARE - COMPUTERS	89950			89950	40%	35980	53970
	BLDG - VM WARE - ELECTRICAL EQUIPMENT	485098			485098	15%	72765	412333
	BLDG - VM WARE - FUR & FIX	318576			318576	10%	31858	286719
13	Building - New Lab & Canteen	10875720			10875720	10%	1087572	9788148
14	Building - Ganesha Temple	1132663			1132663	10%	113266	1019397
15	Building - New Bank Building	2656029			2656029	10%	265603	2390426
16	Building - Boys Hostel SMV BLK	20572494			20572494	10%	2057249	18515245
17	Building - Girls Hostel	27060158			27060158	10%	2706016	24354142
18	Building - Chatrapathi Shivaji Blk	222447310			222447310	10%	22244731	200202579
19	Building - Sports Ground	15328434			15328434	10%	1532843	13795591
20	Boys Hostel- S B S Blk	51766242			51766242	10%	5176624	46589618
21	Building - Kaveri Reservoir	3471144			3471144	10%	347114	3124030
22	Silver Ornament of Ganesha Temple	415653			415653	10%	41565	374088
23	Furniture & Fixture	27475879	584730	144034	28304643	10%	2823263	25481380
24	Lab Equipments	19223884	1098751	773808	21096443	15%	3106431	17990012
25	Other Assets	5077080	61400		5138480	10%	513848	4624632

NEW HORIZON EDUCATIONAL INSTITUTIONS

SR. EXECUTIVE DIRECTOR
ACCOUNTS & FINANCE

26	Office Equipments	9391524	486156	574730	10452410	15%	1524757	8927654	
27	Electrical Equipment	9835356	192222	22000	10049578	15%	1505787	8543791	
28	Solar Power Plant	1784660			1784660	15%	267699	1516961	
29	Organic Waste Processing Plant	410579			410579	15%	61587	348992	
30	Modrobs A/c	258511			258511	15%	38777	219735	
31	LCD Projector	4074732	475650		4550382	15%	682557	3867825	
32	LED SCREEN	3956687			3956687	15%	593503	3363184	
33	Vehicles (2 WHEELER)	133847			133847	15%	20077	113770	
34	Vehicles(4 WHEELER)	4566479			825466	3741013	40%	1661499	2079515
35	Elevator A/c	4049157			4049157	15%	607374	3441783	
36	Computers	4128104	4149293	395365	8672762	40%	3390032	5282730	
37	Laptops	76385	253872	440003	770260	40%	220103	550156	
38	Software A/c	1828517			1828517	40%	731407	1097110	
39	Smart Board Equipment	0	0	4749500	189980	4559520	40%	911904	3647616
40	Sports Equipment	3091023			3091023	15%	463653	2627370	
41	Library Books	971087	182461	281849	1435397	40%	517789	917608	
42	Telephone Instruments (Mobile)	0	93320	89999	183319	40%	55328	127991	
	Total	637726911	7986411	11648679	1015446	656346555		66320841	617289450
	Current year additions		18619644						

NEW HORIZON EDUCATIONAL INSTITUTIONS

SR. EXECUTIVE DIRECTOR
ACCOUNTS & FINANCE


**NEW HORIZON COLLEGE OF ENGINEERING
OUTER RING ROAD MARATHAHALLI, BANGALORE.
BALANCE SHEET AS AT 31ST MARCH 2019**

FUNDS & LIABILITIES	Amount (Rs.)	ASSETS & PROPERTIES	Amount (Rs.)
SURPLUS	334618678	FIXED ASSETS	640217890
SECURED LOANS	784189	DEPOSITS	3762527
CURRENT LIABILITIES	46674311	ADVANCES	32993441
N H E C T - TRUST	301639274	CURRENT ASSETS	6742594
TOTAL	683716452	TOTAL	683716452

NEW HORIZON EDUCATIONAL
& CULTURAL TRUST


RENUKA MANGHNANI
TRUSTEE

NEW HORIZON EDUCATIONAL
& CULTURAL TRUST


DR. MOHAN. S. MANGHNANI
MANAGING TRUSTEE



NEW HORIZON COLLEGE OF ENGINEERING
SCHEDULE OF FIXED ASSETS & DEPRECIATION
FOR THE YEAR ENDED 31.03.2019

Schedule # 8

SL NO	PARTICULARS	OPENING	ADDITIONS		Deletions	Gross	Rate	Deprn	Closing
		Balance on 01.04.2018	Before Sept	After Sept		Block		for the year	Balance on 31.03.2019
1	Land (Free Hold)	100174778				100174778	0	0	100174778
3	Buildings	66460320				66460320	10%	6646032	59814288
4	BLDG - ADOBE LAB								
	BLDG - ADOBE - BLDG - LABOUR	109346				109346	10%	10935	98411
	BLDG - ADOBE - BLDG - MATERIAL	199754				199754	10%	19975	179779
	BLDG - ADOBE - COMPUTER	209207				209207	40%	83683	125524
	BLDG - ADOBE - ELECTRICAL EQUIP	401751				401751	15%	60263	341488
	BLDG - ADOBE - FURNITURE & FIXTURE	558846				558846	10%	55885	502961
	BLDG - ADOBE LAB - SOFTWARE	44103				44103	40%	17641	26462
6	BLDG - CISCO LAB								
	CISCO - ELECTRICAL EQUIPMENTS	819280				819280	15%	122892	696388
	CISCO FURNITURE	425960				425960	10%	42596	383364
	CISCO LAB BLDG - LABOUR	256341	3000			259341	10%	25934	233407
	CISCO LAB - BLDG - MATERIAL	41986				41986	10%	4199	37788
	CISCO LAB - COMPUTER	985961				985961	40%	394384	591576
	CISCO LAB - PROJECTOR	81400				81400	15%	12210	69190
7	BLDG - H P LAB								
	BLDG - H P LAB - COMPUTERS	1907229				1907229	40%	762892	1144337
	BLDG - H P LAB - ELECTRICAL EQUIPMEN	864383				864383	15%	129657	734725
	BLDG - H P LAB - FURNITURE & FIXTURE	329968				329968	10%	32997	296971
	BLDG - H P LAB - LABOUR	59434				59434	10%	5943	53491
	BLDG - H P LAB - MATERIAL	378747				378747	10%	37875	340872
8	BLDG - QUEST LAB								
	QUEST - ELECTRICAL EQUIPMENT/ FITTING	954741	383500			1338241	15%	200736	1137505
	QUEST - FURNITURE & FIXTURE	114553	445579			560132	10%	56013	504119

NEW HORIZON EDUCATIONAL INSTITUTIONS

SR. EXECUTIVE DIRECTOR
 ACCOUNTS & FINANCE

	QUEST LAB - COMPUTER	1504972				1504972	40%	601989	902983
	QUEST - LAB EQUIPMENT		109820			109820	15%	16473	93347
	QUEST - BLDG - LABOUR	113976				113976	10%	11398	102579
	QUEST - BLDG - MATERIAL	31352				31352	10%	3135	28217
9	BLDG - SAP LAB - 1								
	BLDG - SAP LAB 1 - BLDG - LABOUR	175178				175178	10%	17518	157660
	BLDG - SAP LAB 1 - BLDG - MATL	223615				223615	10%	22361	201253
	BLDG - SAP LAB 1 - ELECTRICAL EQUIPM	387671				387671	15%	58151	329521
	BLDG - SAP LAB 1 - FURNITURE	273471				273471	10%	27347	246124
10	BLDG - SAP LAB 2								
	BLDG- SAP LAB 2 - COMPUTERES	908162				908162	40%	363265	544897
	BLDG- SAP LAB 2 - EQUIPMENTS	226304				226304	15%	33946	192358
	BLDG - SAP LAB 2 - FURNITURE	414321				414321	10%	41432	372889
	BLDG-SAP LAB 2 - LABOUR	115302				115302	10%	11530	103772
	BLDG-SAP LAB 2 - Material	196988				196988	10%	19699	177289
11	BLDG- SCHNEIDER LAB								
	SCHNEIDER BUILDING	1954992				1954992	10%	195499	1759493
	SCHNEIDER COMPUTERS A/C	1404074				1404074	40%	561630	842445
	SCHNEIDER ELECTRICAL EQUIPMENT	727738	4248			731996	15%	109798	622188
	SCHNEIDER FURNITURE & FIXTURES A/C	1182180	80202			1262382	10%	126238	1136144
	SCHNEIDER LAB EQUIPMENTS	1100220				1100220	15%	165033	935187
	SCHNEIDER PROJECTOR A/C	81400				81400	15%	12210	69190
	SCHNEIDER - SOFTWARE KIT A/C	6735667				6735667	40%	2694267	4041400
12	BLDG - V M WARE LAB								
	BLDG - V M WARE - BLDG - LABOUR	85916				85916	10%	8592	77324
	BLDG - V M WARE - BLDG - MATERIAL	389183				389183	10%	38918	350265
	BLDG - VM WARE - COMPUTERS	149917				149917	40%	59967	89950
	BLDG - VM WARE - ELECTRICAL EQUIPME	570704				570704	15%	85606	485098
	BLDG - VM WARE - FUR & FIX	353974				353974	10%	35397	318576
13	Building - New Lab & Canteen	12084133				12084133	10%	1208413	10875720
14	Building - Ganesha Temple	1258515				1258515	10%	125851	1132663
15	Building - New Bank Building	2951143				2951143	10%	295114	2656029

NEW HORIZON EDUCATIONAL INSTITUTIONS

SR. EXECUTIVE DIRECTOR
ACCOUNTS & FINANCE

16	Building - Boys Hostel SMV BLK	13625064	8224198	955956		22805218	10%	2232724	20572494
17	Building - Girls Hostel	30066842				30066842	10%	3006684	27060158
18	Building - Chatrapathi Shivaji Bik	246908902	254776			247163678	10%	24716368	222447310
19	Building - Sports Ground	16589165	442428			17031593	10%	1703159	15328434
20	Boys Hostel- S B S Bik	56860217	316499	323366		57500082	10%	5733840	51766242
21	Building - Kaveri Reservoir	3856827				3856827	10%	385683	3471144
22	Silver Ornament of Ganesha Temple	461837				461837	10%	46184	415653
23	Furniture & Fixture	28964624	594245	918839		30477708	10%	3001829	27475879
24	Lab Equipments	16792454	76405	5281464		22150323	15%	2926439	19223884
25	Other Assets	5180947	211718	235454		5628119	10%	551039	5077080
26	Office Equipments	7958667	618821	2270983		10848471	15%	1456947	9391524
27	Electrical Equipment	10166552	760287	591938		11518777	15%	1683421	9835356
28	Solar Power Plant	0	0	1929362		1929362	15%	144702	1784660
29	Organic Waste Processing Plant	483034				483034	15%	72455	410579
30	Modrobs A/c	304131				304131	15%	45620	258511
31	LCD Projector	4646160		135672		4781832	15%	707099	4074732
32	LED SCREEN	0		4277499		4277499	15%	320812	3956687

NEW HORIZON EDUCATIONAL INSTITUTIONS

SR. EXECUTIVE DIRECTOR
ACCOUNTS & FINANCE

Vehicles (2 WHEELER)	157467				157467	15%	23620	133847
Vehicles(4 WHEELER)	6383249	762883	1362500	1014000	7494632	40%	2928153	4566479
Elevator A/c	4628714	135000			4763714	15%	714557	4049157
Computers	5694574	677062	381403		6753039	40%	2624935	4128104
Laptops	127308				127308	40%	50923	76385
Software A/c	1269799	1777729			3047528	40%	1219011	1828517
Sports Equipment	1678436		1799300		3477736	15%	386713	3091023
Library Books	1165041	95527	268432		1529000	40%	557914	971087
Total	674949166	15973927	20732168	1014000	710641261		72914348	640217890
Current year additions		36706095						

NEW HORIZON EDUCATIONAL INSTITUTIONS

SR. EXECUTIVE DIRECTOR
ACCOUNTS & FINANCE


**NEW HORIZON COLLEGE OF ENGINEERING
OUTER RING ROAD MARATHAHALLI, BANGALORE.
BALANCE SHEET AS AT 31ST MARCH 2018**

FUNDS & LIABILITIES	Amount (Rs.)	ASSETS & PROPERTIES	Amount (Rs.)
SURPLUS	279912150	FIXED ASSETS	676181183
SECURED LOANS	2998726	DEPOSITS	3599297
CURRENT LIABILITIES	84849849	ADVANCES	33629018
N H E C T - TRUST	353786934	CURRENT ASSETS	8138160
TOTAL	721547658	TOTAL	721547658

NEW HORIZON EDUCATIONAL
& CULTURAL TRUST


RENUKA MANGHNANI
TRUSTEE

NEW HORIZON EDUCATIONAL
& CULTURAL TRUST


DR. MOHAN. S. MANGHNANI
MANAGING TRUSTEE



NEW HORIZON COLLEGE OF ENGINEERING
SCHEDULE OF FIXED ASSETS & DEPRECIATION
FOR THE YEAR ENDED 31.03.2018

SL NO	PARTICULARS	OPENING	TRANSFER	TRANSFER	NET OPENING	ADDITIONS			Transfer		Gross	Rate	Deprn	Closing
		Balance on	DELETIONS	ADDITIONS	Balance on	Before Sept	Net Add Bef	After Sept	After Sept		Block		for the year	Balance
		01.04.2017	ON 01.04.17	ON 01.04.17	01.04.2017		Sept							on 31.03.2018
1	Land (Free Hold)	81096244			81096244			19078534			19078534	100174778	0	100174778
2	W.I.P	330076	38		330038	6259489	6259489	828746	-7418273		330038	0	0	0
3	Buildings	73844800			73844800						0	73844800	10%	66460320
4	BLDG - ADOBE LAB													
	BLDG - ADOBE - BLDG - LABOUR					121495	121495				121495	121495	10%	109346
	BLDG - ADOBE - BLDG - MATERIAL					221949	221949				221949	221949	10%	199754
	BLDG - ADOBE - COMPUTER			348678	348678	348678	0				0	348678	40%	209207
	BLDG - ADOBE - ELECTRICAL EQUIP			184500	184500	472548	288148				288148	472548	15%	401751
	BLDG - ADOBE - FURNITURE & FIXTURE			620940	620940	620940	0				0	620940	10%	558846
	BLDG - ADOBE LAB - SOFTWARE					73505	73505				73505	73505	40%	44103
5	BLDG - CISCO LAB													
	CISCO - ELECTRICAL EQUIPMENTS							885708			885708	885708	15%	819280
	CISCO FURNITURE							448379			448379	448379	10%	425960
	CISCO LAB BLDG - LABOUR							269833			269833	269833	10%	256341
	CISCO LAB - BLDG - MATERIAL							44196			44196	44196	10%	41986
	CISCO LAB - COMPUTER							1232451			1232451	1232451	40%	985961
	CISCO LAB - PROJECTOR							88000			88000	88000	15%	81400
7	BLDG - H.P LAB													
	BLDG - H.P LAB - COMPUTERS					3178715	3178715				3178715	3178715	40%	1907229
	BLDG - H.P LAB - ELECTRICAL EQUIPMENTS					1016921	1016921				1016921	1016921	15%	864383
	BLDG - H.P LAB - FURNITURE & FIXTURE					366631	366631				366631	366631	10%	329968
	BLDG - H.P LAB - LABOUR					66038	66038				66038	66038	10%	59434
	BLDG - H.P LAB - MATERIAL					420830	420830				420830	420830	10%	378747
8	BLDG - QUEST LAB													
	QUEST - ELECTRICAL EQUIPMENT/FITTINGS							1032152			1032152	1032152	15%	954741
	Quest - Furniture & Fixture							120582			120582	120582	10%	114563
	QUEST LAB - COMPUTER							1881215			1881215	1881215	40%	1504872
	Quest - Labour							119975			119975	119975	10%	113676
	Quest - Material							33002			33002	33002	10%	31352
9	BLDG - SAP LAB - 1													
	BLDG - SAP LAB 1 - BLDG - LABOUR					156832	156832	35820			192652	192652	10%	175178
	BLDG - SAP LAB 1 - BLDG - MATL					248461	248461				248461	248461	10%	223815
	BLDG - SAP LAB 1 - ELECTRICAL EQUIPMENT			456084	456084	456084	0				0	456084	15%	387671
	BLDG - SAP LAB 1 - FURNITURE			261610	261610	303857	42247				42247	303857	10%	273471

NEW HORIZON EDUCATIONAL INSTITUTIONS

SR. EXECUTIVE DIRECTOR
ACCOUNTS & FINANCE

SR. EXECUTIVE
ACCOUNTS & FINANCE

25	Other Assets	3937490			3937490	535668	535668	1215900		1751568	5689058	10%	508111	5180947
26	Office Equipments	8542045	19976		8522069	299413	299413	497738		797151	9319220	15%	1360553	7958667
27	Electrical Equipment	12320063	1292024		11028039	622175	622175	285265		907440	11935479	15%	1768927	10166552
28	Organic Waste Processing Plant	568275			568275		0			0	568275	15%	85241	483034
29	Modrobs A/c	357801			357801		0			0	357801	15%	53670	304131
30	LCD Projector	4821309			4821309	249732	249732	363000		612732	5434041	15%	787881	4646160
31	Vehicles (2 WHEELER)	185255			185255		0			0	185255	15%	27788	157467
32	Vehicles(4 WHEELER)	9329749			9329749		0	981750		981750	10311499	40%	3928250	6383249
33	Elevator A/c	5445546			5445546		0			0	5445546	15%	816832	4628714
34	Computers	6387399	598540		5788859	193436	193436	2631496		2824932	8613791	40%	2919217	5694574
35	Laptops	153513			153513		0	44000		44000	197513	40%	70205	127308
36	Software A/c	1555821			1555821	560510	560510			560510	2116331	40%	846532	1269799
37	Sports Equipment	1594051			1594051	26903	26903	325000		351903	1945954	15%	267518	1678436
38	Library Books	409030			409030	343459	343459	891935		1235394	1644424	40%	479383	1165041
	Total	677678508	3186432	3186432	677678508	25422382	22235950	58033146	-7418273	72850823	750529331		75580165	676181183
	Current year additions		72850823							0				

NEW HORIZON EDUCATIONAL INSTITUTIONS

SR. EXECUTIVE DIRECTOR
ACCOUNTS & FINANCE

**NEW HORIZON COLLEGE OF ENGINEERING
OUTER RING ROAD MARATHAHALLI, BANGALORE.**


BALANCE SHEET AS AT 31ST MARCH 2017

FUNDS & LIABILITIES	Amount (Rs.)	ASSETS & PROPERTIES	Amount (Rs.)
Surplus:	259145246	FIXED ASSETS	678951356
Secured Loans	1185510	DEPOSITS	3536297
CURRENT LIABILITIES	74790631	ADVANCES	8524741
N H E C T - TRUST	357080917	CURRENT ASSETS	1189910
TOTAL	692202304	TOTAL	692202304

NEW HORIZON EDUCATIONAL
& CULTURAL TRUST


RENUKA MANGHNANI
TRUSTEE

NEW HORIZON EDUCATIONAL
& CULTURAL TRUST


DR. MOHAN. S. MANGHNANI
MANAGING TRUSTEE



NEW HORIZON COLLEGE OF ENGINEERING
SCHEDULE OF FIXED ASSETS & DEPRECIATION
FOR THE YEAR ENDED 31.03.2017

Schedule # 7

SI No	PARTICULARS	OPENING	ADDITIONS		Transfer from trust		Gross	Rate	Deprn	Closing
		Balance on 01.04.2016	Before Sept	After Sept	Before Sept	After Sept	Block		for the year	Balance on 31.03.2017
1	Land (Free Hold)	81096244					81096244	0	0	81096244
2	W I P	0	330038	38			330076	0	0	330076
3	Buildings	79678221	2371557				82049778	10%	8204978	73844800
4	Building - New Lab & Canteen	14713401	170568				14883969	10%	1488397	13395573
5	Building - Ganesha Temple	1553722					1553722	10%	155372	1398350
6	Building - New Bank Building	3643387					3643387	10%	364339	3279048
7	Building - Boys Hostel SMV BLK	16821025					16821025	10%	1682102	15138922
8	Building - Girls Hostel	37119557					37119557	10%	3711956	33407602
9	Building - Chatrapathi Shivaji B	303492347	981090				304473437	10%	30447344	274026094
10	Building - Sports Ground	8901309	1785106				10686415	10%	1068641	9617773
11	Boys Hostel- S B S Blk	70182897	14901				70197798	10%	7019780	63178018
12	Building - Kaveri Reservoir	4761514					4761514	10%	476151	4285362
13	Silver Ornament of Ganesha Te	570168.9					570169	10%	57017	513152
14	Furniture & Fixture	23295409	3507216	6782902			33585527	10%	3019408	30566119

SR. EXECUTIVE DIRECTOR
ACCOUNTS & FINANCE

15	Lab Equipments	17662524	2262862	64399			19989785	10%	1995759	17994026
16	Other Assets	3658875	299855	394350			4353080	10%	415590	3937489
17	Office Equipments	7934589	1209127	329159			9472875	10%	930830	8542045
18	Electrical Equipment	10509597	1635756	1462363			13607716	10%	1287653	12320062
19	Organic Waste Processing Plan	631417.5					631418	10%	63142	568276
20	Modrobs A/c	397557					397557	10%	39756	357801
21	LCD Projector	3598471	1185656	816000			5600127	15%	778819	4821308
22	Vehicles (2 WHEELER)	217948					217948	15%	32692	185255
23	Vehicles(4 WHEELER)	1279257	0	9360580	1789553		12429390	40%	3099640	9329750
24	Elevator A/c	5051525	1355000				6406525	15%	960979	5445546
25	Computers	5254368	2159296	4888476			12302140	60%	5914741	6387399
26	Laptops	53334	213882	66610			333826	60%	180312	153513
27	Software A/c	2189110	346975	773410			3309495	60%	1753674	1555821
28	Sports Equipment	1412521	228863	215000			1856384	15%	262333	1594051
29	Library Books	486680	114734	481245			1082659	80%	673629	409030
	Total	706166975	20172482	25634532	1789553	0	753763542		76085034	678951356

Current year additions

44017461


NEW HORIZON EDUCATIONAL INSTITUTIONS
 SR. EXECUTIVE DIRECTOR
 ACCOUNTS & FINANCE

**NEW HORIZON COLLEGE OF ENGINEERING
OUTER RING ROAD MARATHAHALLI, BANGALORE.**


BALANCE SHEET AS AT 31ST MARCH 2016

FUNDS & LIABILITIES	Amount (Rs.)	ASSETS & PROPERTIES	Amount (Rs.)
Surplus:	231576963	Fixed Assets	707673173
Secured Loans	2443304	DEPOSITS :-	3536297
CURRENT LIABILITIES	104591671	ADVANCES	9510350
N H E C T - TRUST	383156340	CURRENT ASSETS	1048458
TOTAL	721768278	TOTAL	721768278

NEW HORIZON EDUCATIONAL
& CULTURAL TRUST


RENUKA MANGHNANI
TRUSTEE

NEW HORIZON EDUCATIONAL
& CULTURAL TRUST


DR. MOHAN. S. MANGHNANI
MANAGING TRUSTEE



NEW HORIZON COLLEGE OF ENGINEERING
SCHEDULE OF FIXED ASSETS & DEPRECIATION
FOR THE YEAR ENDED 31.03.2016

Schedule # 3

Sl No	PARTICULARS	OPENING	ADDITIONS		Transfer		Gross	Rate	Deprn	Closing
		Balance on	Before Sept	After Sept	Before Sept	After Sept	Block		for the year	Balance on
		01.04.2015								31.03.2016
1	Land (Free Hold)	81096244					81096244	0	0	81096244
2	WIP	8025858	35157932	16442201		59625991	0	0	0	0
3	Buildings	83851344	1630372	11891656		8552396	88820976	10%	9142754	79678221
4	Building - New Canteen			15487791			15487791	10%	774390	14713401
5	Building - Ganesha Temple			1635497			1635497	10%	81775	1553722
6	Building - New Bank Building			3835144			3835144	10%	191757	3643387
7	Building - Boys Hostel	18690027					18690027	10%	1869003	16821025
8	Building - Girls Hostel	41243953					41243953	10%	4124395	37119557
9	Building - Chatrapathi Shilvaji Blk	270216007		34179462			304395469	10%	28730574	275664895
10	Building - Sports Ground Building	9890343					9890343	10%	989034	8901309
11	Boys Hostel- S B S Blk	69124333	1980646	6514122			77619101	10%	7436204	70182897
12	Building - Kaveri Reservoir	5290571					5290571	10%	529057	4761514

NEW HORIZON EDUCATIONAL INSTITUTIONS

SR. EXECUTIVE DIRECTOR
ACCOUNTS & FINANCE

13	Silver Ornament of Ganesha Temple	0	633521			633521	10%	63352	570169
14	Furniture & Fixture	18622293	2232470	4764339		25619102	10%	2323693	23295409
15	Lab Equipments	14823455	2658729	2030061		19512245	10%	1849721	17662524
16	Other Assets	3082826	196989	744254		4024069	10%	365194	3658875
17	Office Equipments	6517492	887019	1337399		8741910	10%	807321	7934589
18	Electrical Equipment	10254939	734661	651533		11641133	10%	1131537	10509597
19	Organic Waste Processing Plant	0	0	664650		664650	10%	33233	631418
20	Modrobs A/c	441730				441730	10%	44173	397557
21	LCD Projector	3888667		316869		4205536	15%	607065	3598471
22	Vehicles (2 WHEELER)	195109	61300			256409	15%	38461	217948
23	Vehicles(4 WHEELER)	2132094				2132094	40%	852838	1279257
24	Elevator A/c	4116250		1678608		5794858	15%	743333	5051525
25	Computers	5161202	2270864	3259345		10691411	60%	5437043	5254368
26	Laptops	24835		62000		86835	60%	33501	53334
27	Software A/c	120725	1524813	2186992		3832530	60%	1643420	2189110
28	Sports Equipment	219947	1441842			1661789	15%	249268	1412521
29	Library Books	654706	90731	562655		1308092	80%	821411	486680
	Total	657684952	51501889	108244578	0	68178387	749253032	70913509	707673173

Current year additions

91568080

NEW HORIZON EDUCATIONAL INSTITUTIONS

SR. EXECUTIVE DIRECTOR
ACCOUNTS & FINANCE